
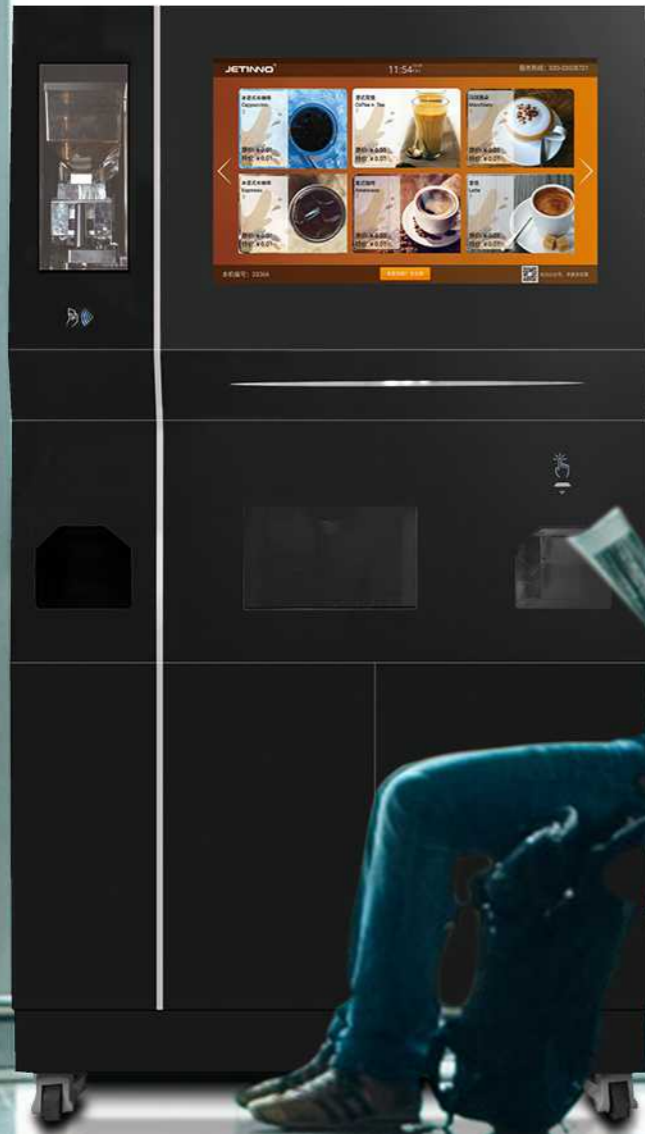


# Tolerance is a virtue

Integrated Free Standing Bean to Cup Coffee Vending Machine with Ice Maker.



Visual design of freshly grinding



Automatic cup lid dispenser



Built-in ice making unit



BIB interface

## 40 hot and cold beverages. A station for every season.

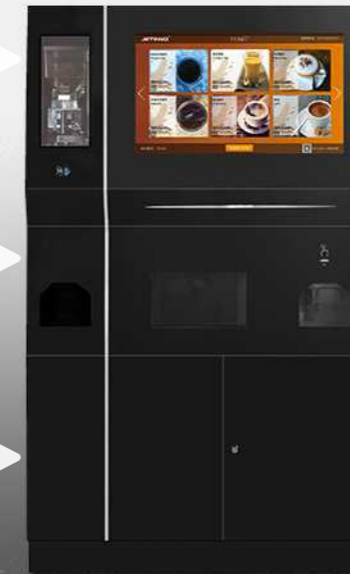
- Cold or hot coffee optional
- Built-in ice machine to chill the summer down

## Not only bean to cup coffee, but also BIB concentrated jam

- BIB interface, restore the great flavor of fruits.
- Ditting grinder + high-pressure espresso coffee brewer to extract an espresso with rich crema and intense aroma.

## Take it and go

- Fully automatic production to make a coffee with 45 seconds
- Automatic cup dispenser+ automatic cup lid dispenser, more intimate



## Intimate design can be felt

- Self-propelled stirring rod device, stirring coffee and it will be more delicious
- Automatic cup lifting door, more convenience to take a coffee
- Visual design of coffee bean hopper and grinder, a bean to cup coffee can be seen.

## Built-in automatic cup dispenser module

- Intelligent cup lid dispenser and automatic lid dropped out
- Automatic detection at cup holder to prevent repeated drop of cup lid
- Cup lid dispenser with touch screen, more intelligent and friendly use

## BIB interface module

- Peristaltic pump with precise-output control to ensure the standardization of each cup
- Sanitary environment ensured by regular cleaning of the sources tube'
- Removable design for easier cleaning

● Standard ◎ Optional ⊗ No (Support customized development)

Model Designation		Title		Integrated Free Standing Coffee/Iced Coffee Vending Machine +BIB Module+ Self-propelled Stirring Rod Module JL5001-ESFB5C2B-PI	Integrated Free Standing Coffee/Iced Coffee Vending Machine + Automatically Cup Lid Pressing + Self-propelled Stirring Rod Module JL5001-ESFB7C-PI
Basic Parameters	Touch screen size	27"			
	Dimension/Weight	1000 ( W ) x 785 ( D ) x 1855 ( H ) MM, weight : about 290kg			
	Power requirement	220-240V, 50-60Hz, 16A			
	Maximum power/standby power	2700w/110w			
	Cup Diameters	70/73/80/90mm			
	Cup capacity	200/140 pcs			
	Production rate	Espresso 45sec ( 30ml ) , Instant drinks 25sec ( 120ml ) , Hot water15ml/s			
Hydraulic System	Two-head miniature water pump	●		●	
	Boiler(instant heating)	●		●	
	Gear pump instant pressure system	●		●	
	Cold water module	●		●	
	Built-in ice machine unit	●		●	
Grinder	Ditting professional grinder	●		●	
Brewing System	High-pressure espresso brewer (coffee)	●		●	
	Low-pressure brewer (tea)	●		●	
	Mixer(instant drinks)	●		●	
Raw Materials Module	Coffee bean canister	( 4~6L )		( 4L x 1 )	
	Instant canister	( 4L x 4 )		( 4L x 6 )	
	Concentrated liquid BIB	( 3kg x 2 )		◎	
Cup system	Automatic cup dispenser	●		●	
	Semi-automatic cup lid dispenser	◎		◎	
Cup lid unit	Automatic cup lid dispenser + Self-propelled stirring rod module (Built-in)	●		◎	
	Automatically cup lid closure module+ Self-propelled stirring rod module (Built-in)	◎		●	
Human Motion Sensing Module	Human motion sensing device	◎		◎	
Cup Door System	Manual pulling door	⊗		⊗	
	Automatic lifting door	●		●	
Water Supply	Water pump	●		●	
	Tap water	◎		◎	
Payment System	QR Code online payment	◎		◎	
	Customized (RFID/Bill Validator/ Coin device / Cashless etc.)	◎		◎	
OS	LINUX	●		●	
	ANDROID	◎		◎	
Communication	WIFI	●		●	
	4G	◎		◎	
Color	Black (customized)	●		●	